




YA-D5-1


ELECTRIC ORTHOPEDIC TRACTION BED




**PRODUCT
DETAILS**




Remote control
The integrated remote control with clear icons allows nurses to quickly and clearly understand the sections they need to control.




Frame
The overall frame is made of durable aluminum alloy pipe, the hexagon tube is convenient for stability. The frame can be quickly adjusted via unique switch wrench without tooling.




Leg traction
Located at the end of the bed, it can be moved left and right through the knob, which is convenient for leg or body traction.



Control lock system
The central lock control system is located in the four corners, so that the nurse can lock or unlock the bed in every position. With red and green, easy to distinguish.



PP safety railing
Tuck-away PP safety railing with damper for slow dropping, special patented design to avoid accidental falling from patient's on bed operation



Handle
With two ergonomic handles, different positions can be controlled by the knob for different height patient, which is convenient for patients to take advantage of when it is inconvenient to get up.

- Detachable head/foot board with easy lock
- Manual CPR on both sides(optional)
- Central brake system on four corner
- Hand remote control
- Four split side rail,drop down under the bed platform
- Leg and hand traction frame

1	Model	YA-D5-1
2	Overall size(H*W*D)	2270*1060*450-725mm
3	Backrest adjustment	0-80°
4	Footrest adjustment	0-40°
5	Height adjustment	450-725mm
6	Trendeleburg	0-12°
7	Revere- Trendelenburg	0-12°
8	Safe loading capacity	205kg

